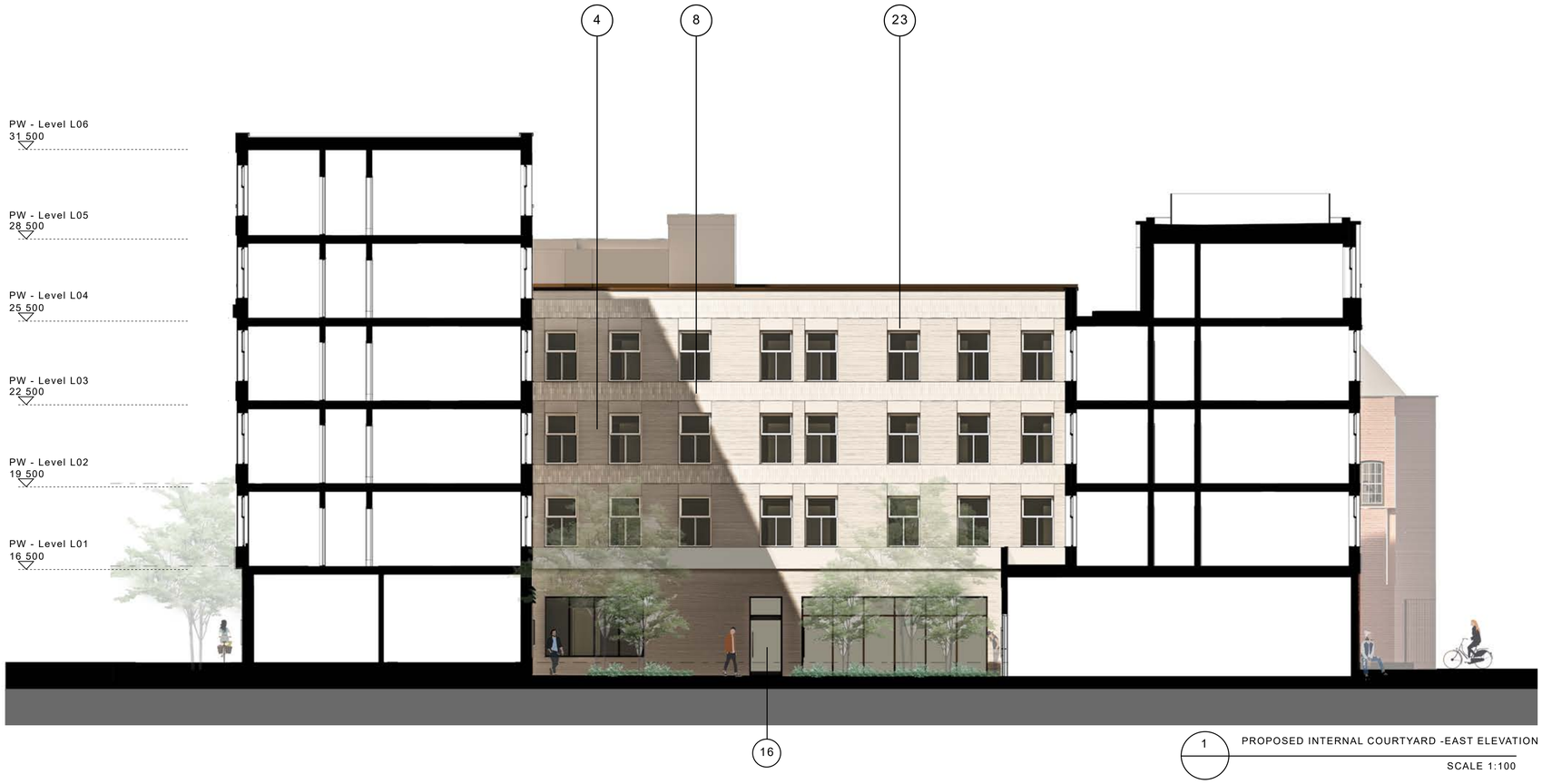

1 PROPOSED INTERNAL COURTYARD -EAST ELEVATION

SCALE 1:100

MATERIAL DESCRIPTION:

1. FACADE FINISH - BRICK WORK
   Brick type 1: red shades
2. FACADE FINISH - BRICK WORK
   Brick type 2 - grey shades
3. FACADE FINISH - BRICK WORK
   Brick type 3 - buff shades
4. FACADE FINISH - BRICK WORK
   Brick type 4 - white shades
5. FACADE FINISH - BRICK WORK
   To match existing
6. FACADE FINISH - BRICK WORK (HEADER COURSE)
   Brick type 1: red shades
7. FACADE FINISH - BRICK WORK (HEADER COURSE)
   Brick type 3: buff shades
8. FACADE FINISH - BRICK WORK (HEADER COURSE)
   Brick type 4: white shades
9. FACADE FINISH - BRICK WORK
   Glazed bricks (as shown)
10. FACADE FINISH - STANDING SEAM CLADDING
    Bronze coloured metal panel
11. DOOR FINISH
    Proprietary grey louvred double door with solid top panel
12. BALUSTRADES
    Painted metal
13. WINDOW FINISH
    Proprietary PPC aluminium glazing system
    (bronze,white or grey as shown)
14. DOOR FINISH
    Proprietary bronze PPC aluminium glazing system
15. DOOR FINISH - SHOP FRONT
    Timber framed glazing system (profile to match historic detail)
16. DOOR FINISH
    Proprietary bronze PPC aluminium system, glazed door
17. DOOR FINISH
    Perforated bronze PPC aluminium system
18. PARAPET - COPING
    Portland stone coping with weathering
19. TOTEM
    Bronze coloured screen with singage
20. GATEWAY ARCH
    Bronze coloured entrance metal gateway with lettering
21. WINDOWHEAD TREATMENT
    Painted Concrete : red shades
22. WINDOWHEAD TREATMENT
    Painted Concrete : white shades
23. WINDOWHEAD TREATMENT
    Painted Concrete : grey shades
24. SLAB EDGE TREATMENT
    Precast ribbed band : red shades

MATERIAL PALETTE

Bronze coloured standing seam panel

Brick type 2 - white shades

Proprietary white PPC aluminium glazing system

PRECEDENT IMAGES

Millenial Pink Office Building, Duggan Morris, London



Theodora House, ADEPT Architects, Denmark

0 1 2 3 4 5 10

F3

A: 5 Rochester Mews - London - NW1 9JB
T: 020 7267 8332
W: f3architects.com
E: info@f3architects.com

Except for Planning purposes, figured dimensions only are to be taken from this drawing.
All dimensions are in millimetres unless otherwise stated.
All dimensions shall be checked on site prior to works commencing.
Any discrepancies shall be reported to the Architect.
© Copyright F3 Architecture + Design. All rights reserved.

Health and Safety

Refer to relevant Construction (Design and Management) documentation where applicable. The Contractor shall plan, manage and monitor the works inclusive of temporary erection stability. Any works that are found to be unstable in the temporary state are to be reported directly to the structural engineer and Main Contractor/ Package Manager in order to provide safe temporary support. Check on site prior to commencement of works/fabrication etc.

project

THE PRINTWORKS
819-829, HIGH ROAD, TOTTENHAM, LONDON, N17 8ER

title

PROPOSED GA ILLUSTRATIVE MATERIALS ELEVATION STUDY

drawn by	scale	paper	project no
GB	1 : 100	A1	220428

status	revision
A2 - ISSUED FOR PLANNING	A2.P1

drawing no

PRINT-F3A-ZZ-ZZ-EL-A-82536

DATE	CHK	DESCRIPTION	STA	NO.
21.07.2023	AC	ISSUED FOR PLANNING	A2	P1

REVISION HISTORY

NOTES:

THIS DRAWING IS TO BE READ IN CONJUNCTION WITH ALL RELEVANT F3 ARCHITECTS & INTERIORS DRAWINGS AND SPECIFICATIONS, M&E, FIRE COMPARTMENT STRATEGY, ACOUSTIC, AV, STRUCTURAL ENGINEERS DRAWINGS AND SPECIFICATIONS.

KEY PLAN

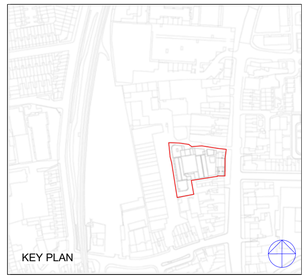

KEY PLAN