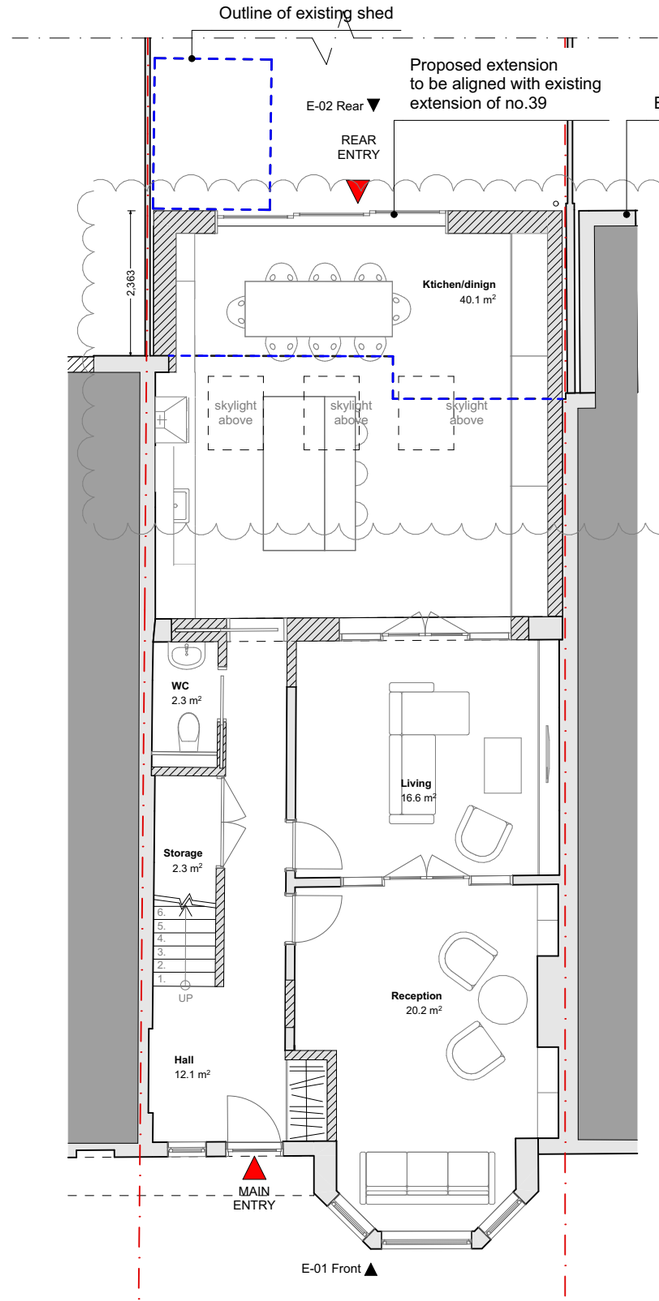

L0 Proposed Ground Floor Plan 1:100

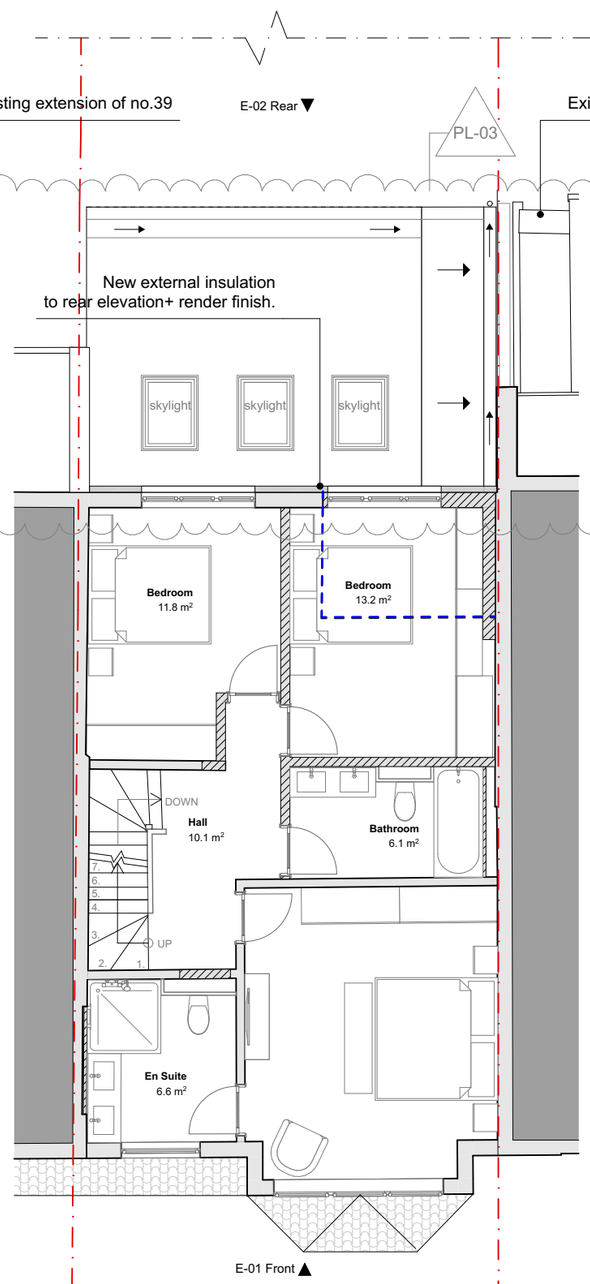

L1 Proposed First Floor Plan 1:100

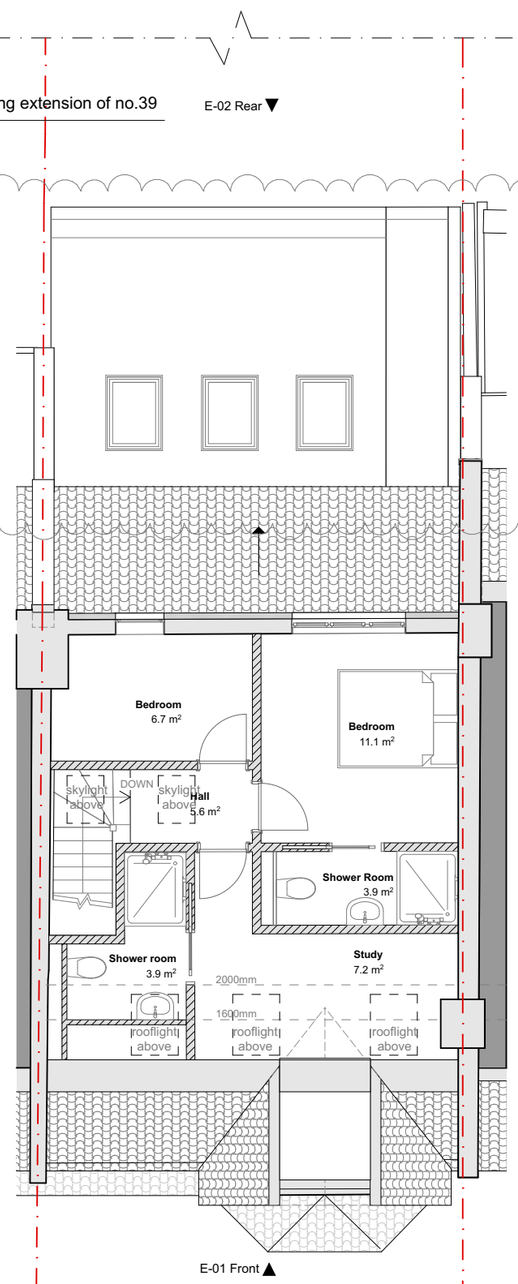

L2 Proposed Loft Plan 1:100

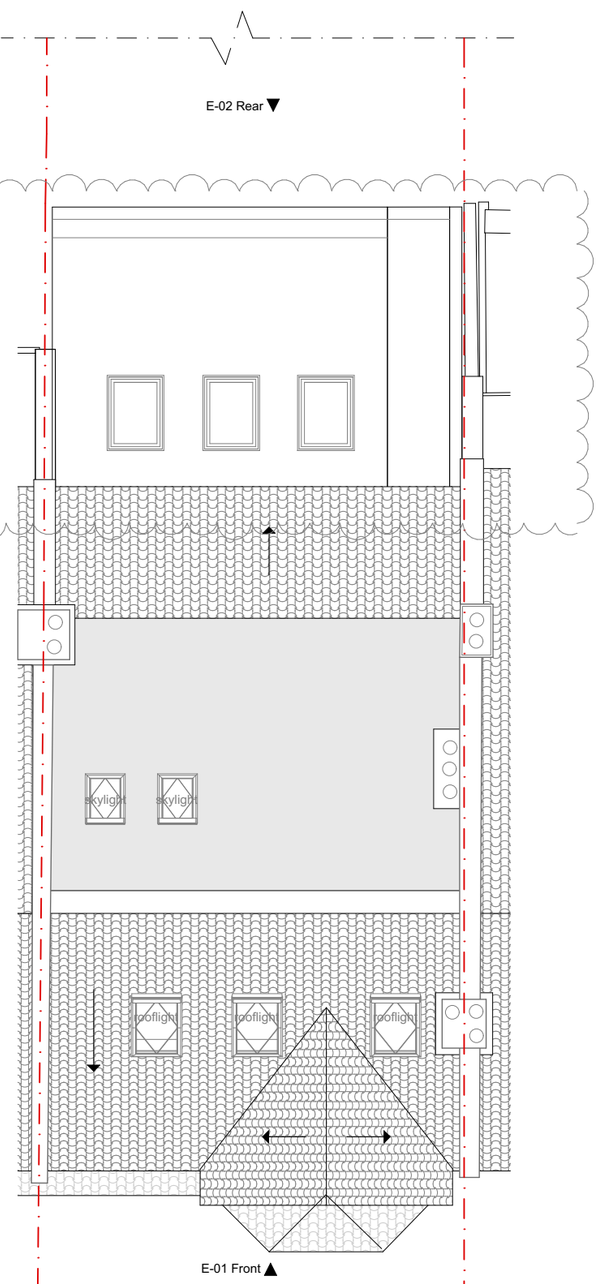

RF Proposed Roof Plan 1:100

KEY:
- Proposed walls
- Existing walls
- Existing building outline
- Assumed boundary line

0m 1 2 5

NOTES
DO NOT SCALE FROM THIS DRAWING.
FIGURED DIMENSIONS ARE TAKEN TO STRUCTURE UNLESS INDICATED OTHERWISE.
ALL DIMENSIONS TO BE CHECKED ON SITE PRIOR TO COMMENCEMENT OF WORK.
DRAWING TO BE READ IN CONJUNCTION WITH ALL OTHER ARCHITECT'S DRAWINGS, CONSULTANT'S AND SPECIALIST'S DRAWINGS, CONSTRUCTION NOTES, SPECIFICATIONS AND EMPLOYER'S REQUIREMENTS WHERE APPLICABLE.
ANY DISCREPANCY MUST BE BROUGHT TO THE ATTENTION OF PLEMON STUDIO LTD. IF IN DOUBT, ASK.
ANY MODIFICATION TO THIS DRAWING MUST BE CARRIED OUT BY PLEMON STUDIO LTD.
THIS DRAWING REMAINS UNDER THE COPYRIGHT OF PLEMON STUDIO LTD. PLEASE OBTAIN PERMISSION BEFORE COPYING.
WHERE METHOD OF CONSTRUCTION INCORPORATES TIMBER/LIGHT GAUGE STEEL FRAME ALL ELEMENTS OF FRAME INCLUDING STUD LOCATIONS, NOGGINS, SHEATHING, LINTELS, TRUSSESS AND WIND BRACING TO BE TO FRAME MANUFACTURER'S DESIGN, DETAIL AND SPECIFICATION.
ALL STRUCTURAL ELEMENTS ARE SHOWN INDICATIVELY. FOR ALL ELEMENTS OF STRUCTURE REFER TO STRUCTURAL ENGINEER'S AND SPECIALIST SUB-CONTRACTOR/FABRICATOR'S DESIGN, DETAIL AND SPECIFICATION.
ALL MECHANICAL AND ELECTRICAL ELEMENTS ARE SHOWN INDICATIVELY. FOR ALL M&E INSTALLATIONS REFER TO BUILDING SERVICES ENGINEER'S AND SPECIALIST SUB-CONTRACTOR'S DESIGN, DETAIL AND SPECIFICATION.

RevID	ChID	Change Name	Date	BY	CHECKED
01			24/07/2024		
02	PL-01	PLANNING ISSUE	29/08/2024		
03	PL-03	PLANNING ISSUE	04/11/2024		

plmn STUDIO

© PLEMON mail: info@plemon.co.uk

DRAWING TITLE
2441_Proposed Plans

STATUS **PLANNING**

SCALE **1:100** @A3 | DRAWN BY PLMN

DATE **04/11/2024** | CHECKED BY CHCKD

CLIENT
Natalia Kouznitsyna

PROJECT
2441
41 Midhurst Avenue
Terraced

DRAWING NO. project	originator	volume	level	type	role	number	revision
2441 -	PLMN -	XX -	ZZ -	DR -	A -	203	03